

# **Important Instructions for Candidate Regarding Application Form**

1. Help-line: **022 – 22016159** (Help Line Number is available from 10.00 am to 5.30 pm)
2. The Candidate should **keep username & password** up to the completion of the process. We will not provide in any circumstances.
3. The Candidate should take print out of application form to verify the all Details before payment of challan.
4. AIA-PGET 2018 fees will be accepted in any branch of State Bank of India (SBI) in the Country.
5. AIA-PGET 2018 fees will be accepted only in Cash through Challan.
6. Cheque/D.D./Credit Card/Debit Card etc. will not be accepted.
7. The Candidate must check the **'Start date of payment'** and **'Last date of payment'** on Challan copy.
8. Challan copy generated by candidate will be valid after two working days of SBI from the date of submission of application form. The last date of submission of Challan in SBI is 24<sup>th</sup> August, 2018

For Example:

A). If the Challan is generated on 18<sup>th</sup> August, 2018, the Challan copy will be valid and accepted from 20<sup>th</sup> August, 2018 to 24<sup>th</sup> August, 2018. In this case 'Start date of payment' will be 23<sup>th</sup> August, 2018 and 'Last date of payment' will be 24<sup>th</sup> August, 2018

**Before 13<sup>th</sup> August, 2018 and after 24<sup>th</sup> August, 2018 Challan will not be accepted by SBI.**

**Only one user can apply for one application form for AIA-PGET- 2018.**

9. **In any case the New Challan will not be generated after 24<sup>th</sup> August, 2018.**
10. It is the duty of Candidate to check the status of your application by "Login" at "Online Application". Also regularly visit this website for updated information in this regard.
11. **The payment status will be updated after 48 hours.**
12. **Only after confirmation of candidate's payment from the SBI, his/her application form will be accepted and proceed for the examination process. The list of Accepted application forms of Candidates will be published on website. Acceptance of Candidate's application form will be communicated to the Candidate by e-mail to Candidate's email-id, which is submitted by you in application form.**
13. The Candidate should keep a photocopy of duly filled computerized application form and Challan for further reference.

## How to Apply:

To apply for AIA-PGET 2018, the Candidate should open the Internet Explore & type the [www.mahacet.org](http://www.mahacet.org) or [www.mahayush.gov.in](http://www.mahayush.gov.in) in address bar. The Candidate will get the official website of State Common Entrance Test Cell, Mumbai. Or official website Directorate of Ayush, Maharashtra State.

## Home Page (Online Registration System):

Government of Maharashtra  
**State Common Entrance Test Cell, Mumbai**  
AIA PGET(Hom)-2018

New Registration Click this Home

|   |                        |    |            |
|---|------------------------|----|------------|
| Online Registration & filling Application Start                         | 13/08/2018             | To | 23/08/2018 |
| Payment Of Fees through SBI Challan                                     | 14/08/2018             | To | 24/08/2018 |
| Document Verification at R.A. Podar Medical College(Ayu), Worli, Mumbai | 31/08/2018             |    |            |
| Online display Provisional state merit List                             | 03/09/2018             |    |            |
| Online Preference from filling process                                  | 04/09/2018             | To | 08/09/2018 |
| Publication of First selection List                                     | Will Be declared later |    |            |

[New Registration For Candidate..](#)

**Already Registered Login Here..**

User Name

Password

**UZQVCU**  
[Change Image](#)

Enter Above Displayed Characters:

[Login..](#)

Candidate Already Registered Login Hear


[Downloads](#)

[AIA PGET\(Hom\) 2018 Brochure](#)


Copyright © 2017 Web Design by Integrated Business Solutions

Fig. 1

1. **New Registration for Candidate:** Click at this Button, the Candidate will get the New user registration form



GOVERNMENT OF MAHARASHTRA  
State Common Entrance Test Cell, Mumbai  
AIA PGET(Hom)-2018



---

Home

---

### Registration Entry

---

Note: Enter your name as per your degree/passing certificate of BHMS.  
Enter Month & Year. e.g: JAN-2015  
Date Format- dd/MM/yyyy \* Mandatory Fields

AIA PGET(Hom)-2018 Exam Details

AIA PGET(Hom) Registration No. :  \*      AIA PGET(Hom) CET Marks :  \*

New User Name and Password Details

Email  \*

Do you want your Login ID to be same as Email ID?     Yes  No

User Name :  \*      Password :  \*

Note :-Password Minimum 8 characters at least 1 Uppercase Alphabet, 1 Lowercase Alphabet, 1 Number and 1 (Only @)Special Character

Personal Details

Application Date

First Name  \*      Mother's First Name  \*      Father's/ Husband Name  \*

Surname  \*      Phone No  -       Mobile No For SMS/Contact  \*  
e.g. 9800098000

Date of Birth  \*      Gender  \*

Document Verification Center Choice  \*      Residential Address  \*      District  \*  
Pin Code  \*

Minority Details

Nationality  Indian \*

Jain Minority  Yes  No

Gujarathi Minority  Yes  No

Name & Address of the Institute at B.H.M.S

Institute Name  \*

Address

Percentage Details

| Exam Particulars | Month & Year (e.g- JAN-2013) | Marks Out of           | Marks Obtained         | Percentage of Marks    | No. of Attempts (e.g. 1) |
|------------------|------------------------------|------------------------|------------------------|------------------------|--------------------------|
| I B.H.M.S :      | <input type="text"/> *       | <input type="text"/> * | <input type="text"/> * | <input type="text"/> * | <input type="text"/> *   |
| II B.H.M.S :     | <input type="text"/> *       | <input type="text"/> * | <input type="text"/> * | <input type="text"/> * | <input type="text"/> *   |
| III B.H.M.S :    | <input type="text"/> *       | <input type="text"/> * | <input type="text"/> * | <input type="text"/> * | <input type="text"/> *   |
| IV B.H.M.S :     | <input type="text"/> *       | <input type="text"/> * | <input type="text"/> * | <input type="text"/> * | <input type="text"/> *   |

Aggregate %:  \*

Internship Training

Date Of Commencement :  \*      Date Of Completed :  \*      Total Days:

Category and Certificates

Category :  \*

Caste Certificate:  Yes  No      CVC :  Yes  No

NCL (Issued After 31/03/2018):  Yes  No

Registration

MCH Per. Reg. :  Yes  No \*      Reg No :       Reg Date :

Fig. 2

2. Enter *User Name & Password* & click on Login button. After submitting the information the Candidate, the status of the application of Candidate will be displayed as shown in the fig. 3

GOVERNMENT OF MAHARASHTRA  
State Common Entrance Test Cell, Mumbai  
AIA PGET(Hom)-2018

Welcome : WelCome sagar.patil181@gmail.com [LogOut](#)

Home

**Instruction :- Set your Internet Setting to allow pop up on... [Click Here](#)**

Name : S D S  
Status : **Registration Form Submitted Successfully, Payment Pending**  
[Print Challan and deposite in Bank](#)

After Submitting information Candidate, Status Of the Application Form

| Sr.No. | APPLICATION NO | APPLICANT'S NAME | CATEGORY | AGG. PER. | Ist BHMS (%) | IInd BHMS (%) | IIInd BHMS (%) |                      | Print Application                 | Print Challan                 | Document's Upload |
|--------|----------------|------------------|----------|-----------|--------------|---------------|----------------|----------------------|-----------------------------------|-------------------------------|-------------------|
| 1      | 2018200001     | S S D            | VJ-A     | 76.25     | 80.00        | 90.00         | 60.00          | <a href="#">Edit</a> | <a href="#">Application Print</a> | <a href="#">Challan Print</a> | NO                |

Edit Application Before challan submitting Bank

Click on this get Application Print

Click on this get challanPrint

Documents Upload Status

Fig. 3

After receiving the payment through SBI the status of the application of Candidate will be displayed as shown in the fig. 4.

GOVERNMENT OF MAHARASHTRA  
State Common Entrance Test Cell, Mumbai  
AIA PGET(Hom)-2018

Welcome : WelCome sagar.patil181@gmail.com [LogOut](#)

Home [Document's Upload](#)

Documents Upload Link **Instruction**


Name : S D S  
Status : **Payment Received, Registration Form Accepted.**  
[Upload Document's Click Here for Upload Documents ....](#)

After Payment Candidate Status


| Sr.No. | APPLICATION NO | APPLICANT'S NAME | CATEGORY | AGG. PER. | Ist BHMS (%) | IInd BHMS (%) | IIInd BHMS (%) | Print Application                 | Document's Upload |
|--------|----------------|------------------|----------|-----------|--------------|---------------|----------------|-----------------------------------|-------------------|
| 1      | 2018200001     | S S D            | VJ-A     | 76.25     | 80.00        | 90.00         | 60.00          | <a href="#">Application Print</a> | NO                |

Fig. 4

### 3. Application Entry: Click at New Registration Form,



GOVERNMENT OF MAHARASHTRA  
State Common Entrance Test Cell, Mumbai  
AIA PGET(Hom)-2018



---

Home

---

#### Registration Entry

---

Note: Enter your name as per your degree/passing certificate of BHMS.  
Enter Month & Year. e.g: JAN-2015  
Date Format- dd/MM/yyyy \* Mandatory Fields

**AIA PGET(Hom)-2018 Exam Details**

AIA PGET(Hom) Registration No. :  \*      AIA PGET(Hom) CET Marks :  \*

**New User Name and Password Details**

Email  \*

Do you want your Login ID to be same as Email ID?  Yes  No

User Name :  \*      Password :  \*

Note :- Password Minimum 8 characters at least 1 Uppercase Alphabet, 1 Lowercase Alphabet, 1 Number and 1 (Only @)Special Character

**Personal Details**

First Name  \*      Application Date  \*      Mother's First Name  \*      Father's/ Husband Name  \*

Surname  \*      Phone No  -  \*      Mobile No For SMS/Contact  \*

Document Verification Center Choice  \*      Date of Birth  \*      Gender  \*      Residential Address  \*      District  \*      Pin Code  \*

**Minority Details**

Nationality  Indian \*      Jain Minority  Yes  No      Gujarathi Minority  Yes  No

**Name & Address of the Institute at B.H.M.S**

Institute Name  \*      Address

**Percentage Details**

| Exam Particulars | Month & Year (e.g- JAN-2013) | Marks Out of           | Marks Obtained         | Percentage of Marks    | No. of Attempts (e.g. 1) |
|------------------|------------------------------|------------------------|------------------------|------------------------|--------------------------|
| I B.H.M.S :      | <input type="text"/> *       | <input type="text"/> * | <input type="text"/> * | <input type="text"/> * | <input type="text"/> *   |
| II B.H.M.S :     | <input type="text"/> *       | <input type="text"/> * | <input type="text"/> * | <input type="text"/> * | <input type="text"/> *   |
| III B.H.M.S :    | <input type="text"/> *       | <input type="text"/> * | <input type="text"/> * | <input type="text"/> * | <input type="text"/> *   |
| IV B.H.M.S :     | <input type="text"/> *       | <input type="text"/> * | <input type="text"/> * | <input type="text"/> * | <input type="text"/> *   |

Aggregate %:  \*

**Internship Training**

Date of Commencement :  \*      Date Of Completed :  \*      Total Days:

**Category and Certificates**

Category :  \*

Caste Certificate:  Yes  No      CVC :  Yes  No

NCL (issued After 31/03/2018):  Yes  No

**Registration**

MCH Per. Reg. :  Yes  No \*      Reg No :       Reg Date :

Fig. 5

1. The fields denoted by (\*) in the application form are mandatory.
2. Please ensure that the details provided by you in the application form are true, correct, verified and up-to date. At the time of counseling, if the information provided by you found false or incorrect, your name will be deleted from the selection process.
3. Candidate should provide the First Name, Mother's Name, Father's Name, Surname, Date of birth, Gender, Nationality, Minority, Residential Address, District, Pin Code along with **correct email id & Mobile Number**.
4. The Candidate should select appropriate Minority Yes,No Options. and District and Category from dropdown list.
5. The Candidate of Maharashtra State should select the name of Institute from the dropdown list.
6. The Candidate should select the appropriate option from four years exams.
7. The Candidate should enter the correct dates regarding internship.
8. The Candidate should enter the correct registration number.
9. After entering the all relevant information, the Candidate should click on the '*Save, Submit*' button to save information, submission of application & to generate the Challan copy. The Candidate should retain this application no. Confirmation of application form will also be sent through by an e-mail.

After clicking the 'Challan Print' button, the Challan copy will be generated as shown in the Fig 14.

| AIA-PGET(HOM) 2018  |  | भारतीय स्टेट बँक<br>State Bank Of India<br>COMMISSIONER, STATE CET<br>CELL, MAHARASHTRA<br>STATE, MUMBAI |                         | BRANCH COPY |
|---|--|--|-------------------------|-------------|
| CASH ONLY   |  |  |                         | A           |
| COMMISSIONER, STATE CET CELL, MAHARASHTRA STATE, MUMBAI   |  |  |                         |             |
| Application Fee Details   |  |  |                         |             |
| Cash can be tendered at any branch of State Bank of India   |  |  |                         |             |
| SBI-SWO-PLEASE GO THROUGH CBS SCREEN-8888/MENU - PREUPLOADED FEE COLLECTION   |  |  |                         |             |
| FEE TYPE  |  |  | 466                     |             |
| Application No.   |  |  | 2018200001              |             |
| Applicant's Name  |  |  | S S D                   |             |
| Applicant's Birthdate   |  |  | 20/11/1989              |             |
| Description   |  |  | AIA-PGET(Hom)-2018      |             |
| Amount  |  |  | 2000                    |             |
| Start Date of Payment   |  |  | 14/08/2018 (dd/mm/yyyy) |             |
| Last Date of Deposit  |  |  | 24/08/2018 (dd/mm/yyyy) |             |
| Deposit Date  |  |  | / / (dd/mm/yyyy)        |             |
| Cash Notes  |  |  | Amounts                 |             |
|   |  | X:2000   |                         |             |
|   |  | X:500  |                         |             |
|   |  | X:100  |                         |             |
|   |  | X:50   |                         |             |
|   |  | X:10   |                         |             |
|   |  | X:5  |                         |             |
| Coins   |  |  |                         |             |
| Transaction ID (Bank Journal No.)   |  |  |                         |             |
| Branch Stamp  |  |  | Authorized Signatory    |             |
| Candidate to ensure that the Transaction-ID/Journal No. is given by the Bank on challan-copy. (SBI Contact No. 022-2266 1467) |  |  |                         |             |

| AIA-PGET(HOM) 2018  |  | भारतीय स्टेट बँक<br>State Bank Of India<br>COMMISSIONER, STATE CET<br>CELL, MAHARASHTRA<br>STATE, MUMBAI |                         | CANDIDATE COPY |
|---|--|--|-------------------------|----------------|
| CASH ONLY   |  |  |                         | A              |
| COMMISSIONER, STATE CET CELL, MAHARASHTRA STATE, MUMBAI   |  |  |                         |                |
| Application Fee Details   |  |  |                         |                |
| Cash can be tendered at any branch of State Bank of India   |  |  |                         |                |
| SBI-SWO-PLEASE GO THROUGH CBS SCREEN-8888/MENU - PREUPLOADED FEE COLLECTION   |  |  |                         |                |
| FEE TYPE  |  |  | 466                     |                |
| Application No.   |  |  | 2018200001              |                |
| Applicant's Name  |  |  | S S D                   |                |
| Applicant's Birthdate   |  |  | 20/11/1989              |                |
| Description   |  |  | AIA-PGET(Hom)-2018      |                |
| Amount  |  |  | 2000                    |                |
| Start Date of Payment   |  |  | 14/08/2018 (dd/mm/yyyy) |                |
| Last Date of Deposit  |  |  | 24/08/2018 (dd/mm/yyyy) |                |
| Deposit Date  |  |  | / / (dd/mm/yyyy)        |                |
| Cash Notes  |  |  | Amounts                 |                |
|   |  | X:2000   |                         |                |
|   |  | X:500  |                         |                |
|   |  | X:100  |                         |                |
|   |  | X:50   |                         |                |
|   |  | X:10   |                         |                |
|   |  | X:5  |                         |                |
| Coins   |  |  |                         |                |
| Transaction ID (Bank Journal No.)   |  |  |                         |                |
| Branch Stamp  |  |  | Authorized Signatory    |                |
| Candidate to ensure that the Transaction-ID/Journal No. is given by the Bank on challan-copy. (SBI Contact No. 022-2266 1467) |  |  |                         |                |

Fig. 6

14. The Candidate has to take a Challan Printout to pay AIA-PGET 2018 examination fees (Rs. 2000 only) at any branch of State Bank of India before 24/08/2018. **This amount is a non refundable.**
15. The Candidate can login by using his/her particular *username* & *password* which is given by him/her in registration form.
16. After submitting the information the Candidate will get the screen as shown in Fig. 15.

GOVERNMENT OF MAHARASHTRA  
State Common Entrance Test Cell, Mumbai  
AIA PGET(Hom)-2018

Welcome : WelCome sagar.pati181@gmail.com LogOut

Home

**Instruction :- Set your Internet Setting to allow pop up on... Click Here**

Name : S D S  
Status : Registration Form Submitted Successfully, Payment Pending  
[Print Challan and deposite in Bank](#)

After Submitting information Candidate,  
Status Of the Application Form

| Sr.No. | APPLICATION NO | APPLICANT'S NAME | CATEGORY | AGG. PER. | Ist BHMS (%) | IInd BHMS (%) | IIIRD BHMS (%) |      | Print Application | Print Challan | Document's Upload |
|--------|----------------|------------------|----------|-----------|--------------|---------------|----------------|------|-------------------|---------------|-------------------|
| 1      | 2018200001     | S S D            | VJ-A     | 76.25     | 80.00        | 90.00         | 60.00          | Edit | Application Print | Challan Print | NO                |

Edit Application Before challan submitting Bank  
 Click on this get Application Print  
 Click on this get challanPrint  
 Documents Upload Status

**Fig. 7**

17. **Edit:** On this page the candidate will get the edit option and option for printing of Application form and Challan. Candidate cannot edit this information after receiving the payment through SBI.
  18. **Application Form Printing:** Click on Application Print button to print the fulfilled application form.
  19. **Challan Copy:** If the Candidate wants to have another copy of Challan then click on Challan Print button to print it. The Challan copy will be displayed as shown in Fig 6.
- Before going to any branch of SBI, the Candidate must read the 'Start Date of Payment' & 'Last Date of payment' which will be printed on the Challan Copy to avoid the further complications.**

|   |   |             |
|---|---|-------------|
| <b>AIA-PGET(HOM) 2018</b>   | भारतीय स्टेट बैंक<br>State Bank Of India<br>COMMISSIONER, STATE CET<br>CELL, MAHARASHTRA<br>STATE, MUMBAI | BRANCH COPY |
| CASH ONLY   | A   | A           |
| COMMISSIONER, STATE CET CELL, MAHARASHTRA STATE, MUMBAI   |   |             |
| Application Fee Details   |   |             |
| Cash can be tendered at any branch of State Bank of India   |   |             |
| SBI-SWO-PLEASE GO THROUGH CBS SCREEN-8888/MENU : PREUPLOADED FEE COLLECTION   |   |             |
| <b>FEE TYPE</b>   | <b>466</b>  |             |
| Application No.   | 2018200001  |             |
| Applicant's Name  | S S D   |             |
| Applicant's Birthdate   | 20/11/1989  |             |
| Description   | AIA-PGET(Hom)-2018  |             |
| Amount  | 2000  |             |
| Start Date of Payment   | 14/08/2018 (dd/mm/yyyy)   |             |
| Last Date of Deposit  | 24/ 08 /2018 (dd/mm/yyyy)   |             |
| Deposit Date  | / / (dd/mm/yyyy)  |             |
| Cash Notes  | Amounts   |             |
|   | X2000   |             |
|   | X500  |             |
|   | X100  |             |
|   | X50   |             |
|   | X10   |             |
|   | X5  |             |
| Coins   |   |             |
| Transaction ID (Bank Journal No.)   |   |             |
| Branch Stamp  | Authorized Signatory  |             |
| Candidate to ensure that the Transaction-ID/Journal No. is given by the Bank on challan-copy. (SBI Contact No. 022-2266 1467) |   |             |

|   |   |                |
|---|---|----------------|
| <b>AIA-PGET(HOM) 2018</b>   | भारतीय स्टेट बैंक<br>State Bank Of India<br>COMMISSIONER, STATE CET<br>CELL, MAHARASHTRA<br>STATE, MUMBAI | CANDIDATE COPY |
| CASH ONLY   | A   | A              |
| COMMISSIONER, STATE CET CELL, MAHARASHTRA STATE, MUMBAI   |   |                |
| Application Fee Details   |   |                |
| Cash can be tendered at any branch of State Bank of India   |   |                |
| SBI-SWO-PLEASE GO THROUGH CBS SCREEN-8888/MENU : PREUPLOADED FEE COLLECTION   |   |                |
| <b>FEE TYPE</b>   | <b>466</b>  |                |
| Application No.   | 2018200001  |                |
| Applicant's Name  | S S D   |                |
| Applicant's Birthdate   | 20/11/1989  |                |
| Description   | AIA-PGET(Hom)-2018  |                |
| Amount  | 2000  |                |
| Start Date of Payment   | 14/08/2018 (dd/mm/yyyy)   |                |
| Last Date of Deposit  | 24/ 08 /2018 (dd/mm/yyyy)   |                |
| Deposit Date  | / / (dd/mm/yyyy)  |                |
| Cash Notes  | Amounts   |                |
|   | X2000   |                |
|   | X500  |                |
|   | X100  |                |
|   | X50   |                |
|   | X10   |                |
|   | X5  |                |
| Coins   |   |                |
| Transaction ID (Bank Journal No.)   |   |                |
| Branch Stamp  | Authorized Signatory  |                |
| Candidate to ensure that the Transaction-ID/Journal No. is given by the Bank on challan-copy. (SBI Contact No. 022-2266 1467) |   |                |

**Fig. 8**



## Documents Upload

After receiving the payment Candidate Click On Upload Documents Link will be displayed as shown in the fig. 9 .

The screenshot shows the website interface for the Government of Maharashtra State Common Entrance Test Cell, Mumbai, AIA PGET (Hom)-2018. The header includes the state emblem, the text 'GOVERNMENT OF MAHARASHTRA State Common Entrance Test Cell, Mumbai AIA PGET (Hom)-2018', and a user login area with 'Welcome - WelCome sagar patil181@gmail.com' and a 'LogOut' link. A navigation bar contains 'Home' and 'Document's Upload' (highlighted with a red box). Below the navigation bar, there is a green bar with 'Documents Upload Link' and 'Instruction'. A message box (highlighted with a red box) displays: 'Name : S D S', 'Status : Payment Received, Registration Form Accepted.', and 'Upload Document's Click Here for Upload Documents ....'. An arrow points from this message box to the text 'After Payment Candidate Status'. Below the message box is a table with the following data:

| Sr.No. | APPLICATION NO | APPLICANT'S NAME | CATEGORY | AGG. PER. | Ist BHMS (%) | IInd BHMS (%) | IIInd BHMS (%) | Print Application                 | Document's Upload |
|--------|----------------|------------------|----------|-----------|--------------|---------------|----------------|-----------------------------------|-------------------|
| 1      | 2018200001     | S S D            | VJ-A     | 76.25     | 80.00        | 90.00         | 60.00          | <a href="#">Application Print</a> | NO                |



Home Document's Upload

Online Application No : 2018200001

Applicant Name : S S D D

Y indicates mandatory Document

File type

View Document

Size of Documents

| Sr. No. | Document Name   | * File Type | Browse File                | Click to the Upload | FileSize   |
|---------|---|-------------|----------------------------|---------------------|------------|
| 1       | Online downloaded application form Competent Authority, Maharashtra   | Y .pdf      | Choose File No file chosen | Upload              | 2MB View   |
| 2       | Any Photo ID proof (Aadhar Card/Driving Licence, Pan Card, Pass port)   | Y .jpg      | Choose File No file chosen | Upload              | 120KB View |
| 3       | Copy of downloaded AIA PGET (Hom) -2018 Statement of Mark   | Y .pdf      | Choose File No file chosen | Upload              | 2MB View   |
| 4       | Nationality Certificate / Valid Passport or HSC School Leaving Certificate  | Y .jpg      | Choose File No file chosen | Upload              | 120KB View |
| 5       | SSC passing Certificate / Valid Passport (age)  | Y .jpg      | Choose File No file chosen | Upload              | 120KB View |
| 6       | BHMS Mark sheets (All Exams I, II, III, IV)   | Y .pdf      | Choose File No file chosen | Upload              | 2MB View   |
| 7       | Internship Completion Certificate   | Y .jpg      | Choose File No file chosen | Upload              | 120KB View |
| 8       | BHMS degree / passing Certificate   | Y .jpg      | Choose File No file chosen | Upload              | 120KB View |
| 9       | Permanent Registration MCH  | Y .jpg      | Choose File No file chosen | Upload              | 120KB View |
| 10      | Bonafide Certificate  | Y .jpg      | Choose File No file chosen | Upload              | 120KB View |
| 11      | Medical Fitness Certificate   | Y .jpg      | Choose File No file chosen | Upload              | 120KB View |
| 12      | Caste Certificate   | Y .jpg      | Choose File No file chosen | Upload              | 120KB View |
| 13      | Caste Validity Certificate  | Y .jpg      | Choose File No file chosen | Upload              | 120KB View |
| 14      | Non Creamy Layer Certificate valid upto   | Y .jpg      | Choose File No file chosen | Upload              | 120KB View |
| 15      | The person belonging to Jain minority have produced School leaving certificate stating that Candidates belongs to Jain and / or         | Y .jpg      | Choose File No file chosen | Upload              | 120KB View |
| 16      | Certificate from Religious place (Temple) that they belongs to Jain Minority  | Y .jpg      | Choose File No file chosen | Upload              | 120KB View |
| 17      | Affidavit stating that they belongs to Jain Minority.   | Y .jpg      | Choose File No file chosen | Upload              | 120KB View |
| 18      | The person belonging to Gujrathi minority have produced School leaving certificate stating that Candidates belongs to Gujrathi and / or | Y .jpg      | Choose File No file chosen | Upload              | 120KB View |
| 19      | Affidavit stating that they belongs to Gujrathi Minority.   | Y .pdf      | Choose File No file chosen | Upload              | 2MB View   |

\* Indicates Mandatory

Save Documents

Back

Fig 10

The Candidate should visit this website for recent, up to date Notifications regarding AIA-PGET 2018.

